

Door monitoring and control unit - BN-320/D-L / BN-320/D-L2

Interactive fire detection system
Product datasheet

Features

- Interactive
- Interface unit for interfacing external units onto the AutoSafe Interactive Fire Alarm System
- Input/output signals
- 2 inputs: Monitored for on/off-function
- 1 output: Potential-free changeover contact
- With the SelfVerify® function on the inputs
- Short-circuit isolator in each unit
- Automatic addressing
- Designed to meet the requirement of the major maritime classification societies

Applications

The Autronica BN-320/D-L is designed to be used for maritime installations. The unit is connected to the detector loop to control and monitor different types of doors. Typical applications are:

- Interface for Fire Doors
- Interface for Waterproof Doors
- Interface for Lift Doors

The unit has been designed for use with the Autronica AutoSafe Fire Alarm System and comprises the SelfVerify® function. This function ensures the highest grade of reliability and reduces the need for manual testing, because all units comprising this function are automatically checked once every 24 hours.

Note!

External units require 24 V-working voltage (cannot be powered by the AutoSafe detector loop).

"SelfVerify®", the ability to initiate alarm signal, is regularly checked.

Principle

The unit has a printed circuit board (BNA-320/06) with two (2) monitored inputs, one (1) output, and will occupy one address on the detector loop.



The following is configured with AutoSafe Configuration tool :

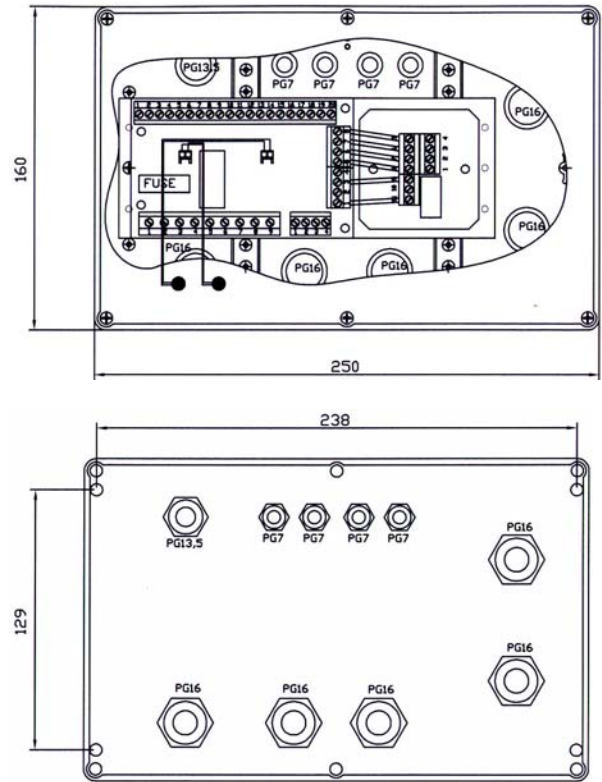
- Activation delay (in seconds)
- Door monitoring time (in seconds)
- Door close time (in seconds)
- Door closed monitoring time (in seconds)

Must be configured as a BN-320/2 in the AutoSafe ConfigTool.

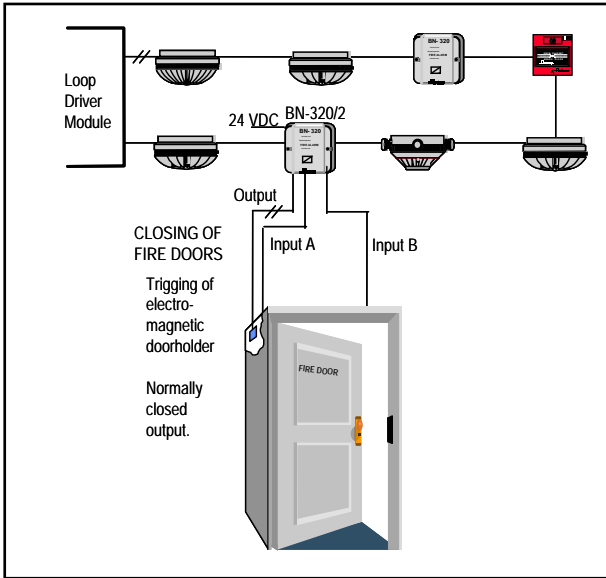
Technical specifications	
Weight	600 g
Material	ABS (Acrylonitrile-Butadiene-Styrene) plastic
Colour	Light grey, RAL7035
Impact Resistance (DIN 53453)	9 kJ/m ²
Fire retarded	UL94-HB/3 mm
Temperature Resistant Method: DIN53461 A	74°C
Input function	Configurable
Output	Potential-free changeover contact. Maximum 1 A/ 30 VDC resistive
Voltage	10 to 27 VDC
Current consumption: Stand-by	0.3 mA
Maintenance	None
Service	Replace if faulty
Approvals	See website

Part number	Description
116-BN-320/DL	Door Monitoring and Control Unit, Cable entries on the back
116-BN-320/DL2	Door Monitoring and Control Unit, Cable entries on the side

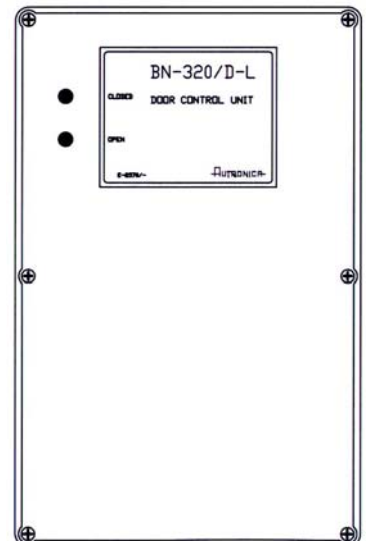
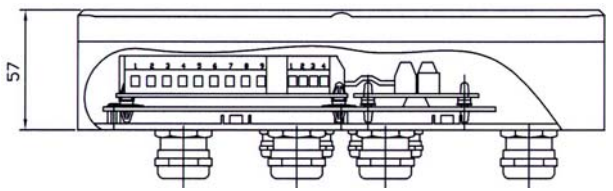
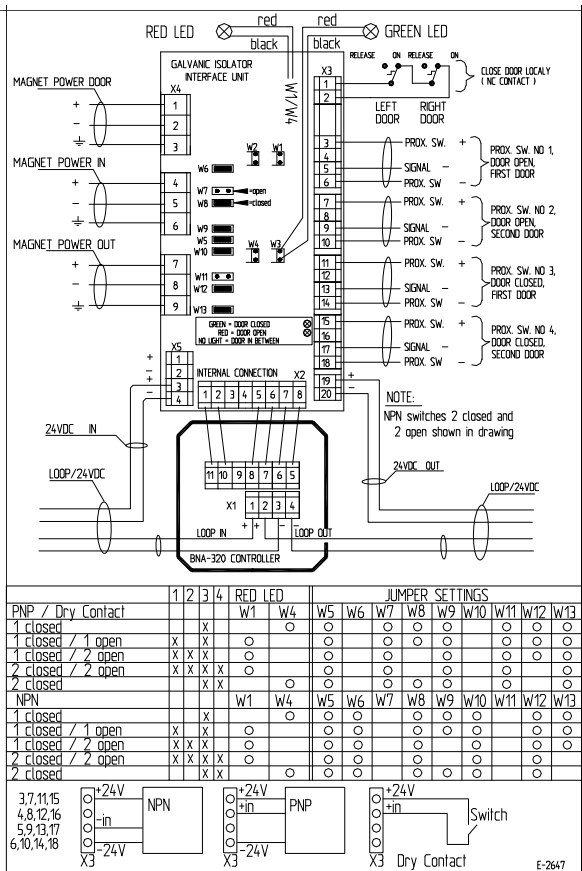
Dimensions



Overview



Connections



AUTRONICA FIRE AND SECURITY AS

Head office, Trondheim, NO-7483 Norway Tel: +47 73 58 25 00, fax: +47 73 58 25 01, e-mail: info@autronicafire.no
 Oil and Gas division, Stavanger, Norway Tel: +47 51 84 09 00, fax: +47 51 84 09 99
 Maritime division, Spikkestad, Norway Tel: +47 31 29 55 00, fax: +47 31 29 55 01

Visit Autronica Fire and Security AS' website: www.autronicafire.com